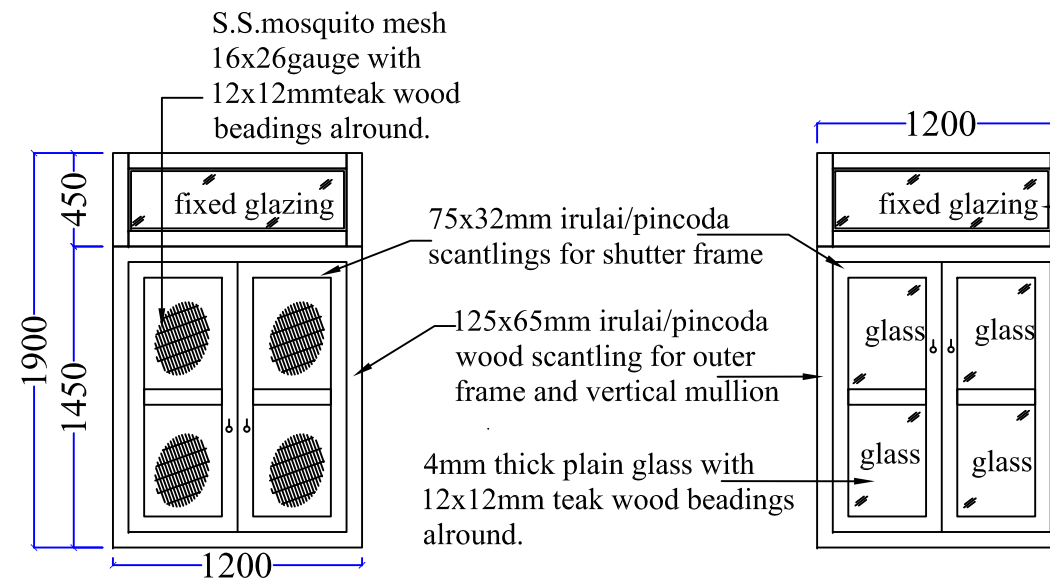


WOODEN DOUBLE DOOR - 1200 x 2100mm - D

Schedule Item no:

Furniture Fittings:-

- 1. M.S. Holdfast 150x50x6mm - 6 nos.
- 2. 150mm long Alu.Hinges with screws - 6 nos.
- 3. 230x12mm long Alu.towerbolt - 1 no.
- 4. 150x12mm long Alu.towerbolt - 1 no.
- 5. 300x16mm Alu.aldrop with screws - 1 set.
- 6. Door bush (plastic) - 2 nos.
- 7. 100mm Alu. door stopper with single rod (heavy type - powdercoated) - 2 nos.
- 8. 150mm long Alu. 'D' type handle - 2 nos.

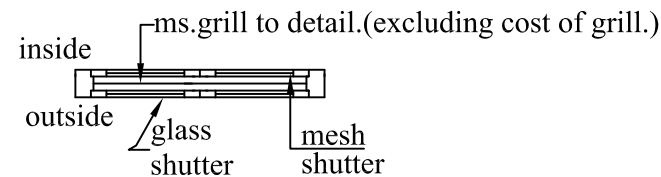


WOODEN WINDOW-1200X1900mm-W1

Inside elevation

outside elevation

Schedule item no:

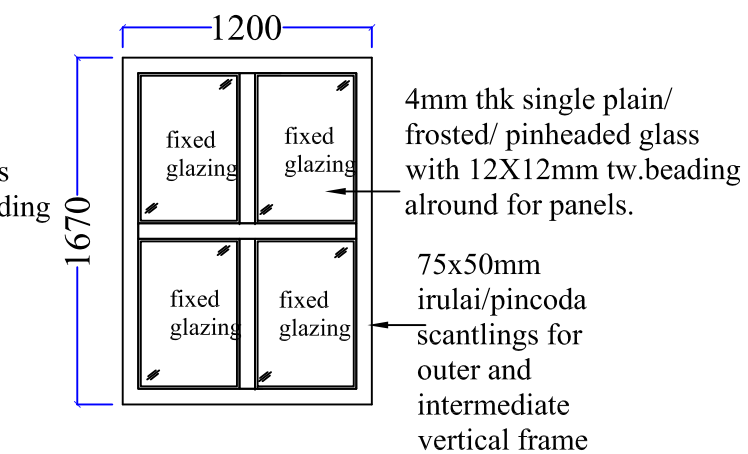


Furniture fittings:(For mesh shutter)

- 1. 75mm long Alu. hinges with screws- 6 Nos.
- 2. 75x10mm long Alu.towerbolt - 4 Nos.
- 3. .25mm dia. brass cp rings - 2 Nos.

Furniture fittings:(Glazed shutter)

- 1.M.S.Holdfasts 150x50x6mm - 2 Nos.
- 2. I max friction hinges 250mm long approved ISI make and quality powder coated (top and bottom) - 4 Nos.
- 3.75x10mm long Alu.towerbolt - 4 Nos.
- 4.25mm dia. brass cp rings - 2 Nos.

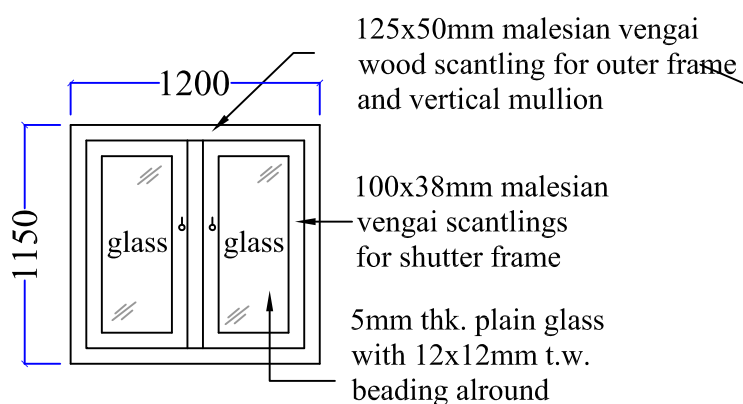


SINGLE FIXED GLAZED PARTITION - FG

Schedule item no :

Furniture Fittings:-

- 1. M.S.Holdfast 150x50x6mm - 4nos.



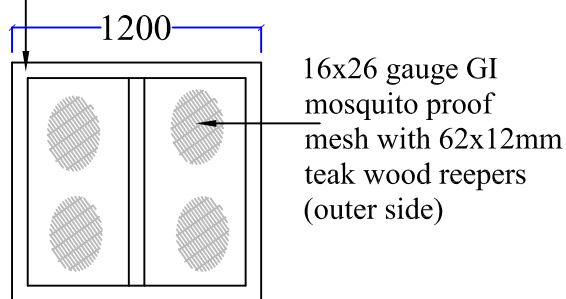
Inside elevation

WOODEN WINDOW-1200X1150mm-W2

Schedule item no:

Furniture fittings:(for glass shutter)

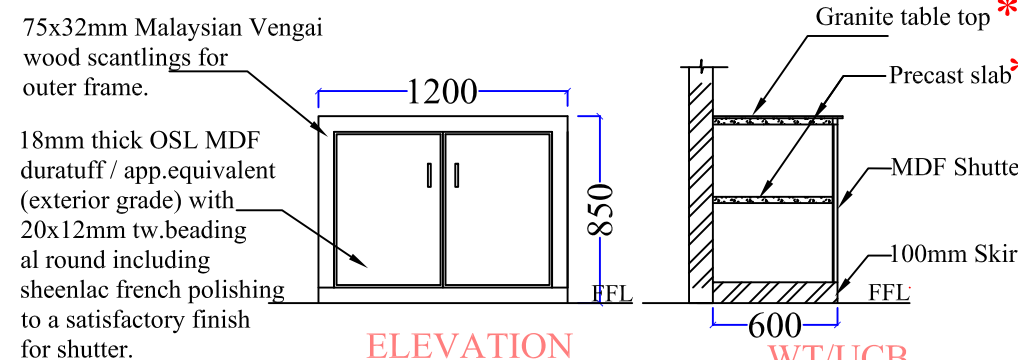
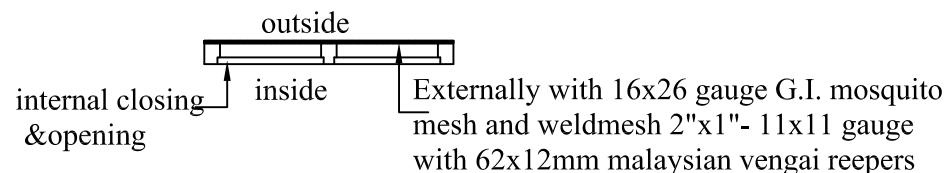
- 1.M.S.Holdfasts 150x50x6mm -4nos.
- 2. I max friction hinges 250mm long approved ISI make and quality powder coated (top and bottom) - 2sets.
- 3. 75x10mm long Alu.towerbolt - 4nos.
- 4. 25mm dia. brass cp rings - 2Nos.



Outside elevation

Furniture fittings:

- 1.M.S.Hold fasts 150x50x6mm -4nos.



ELEVATION UCB COMBINED

Schedule item no:

WT/UCB TYPICAL SECTION

Fittings for Underneath Cupboard - UCB: (ISI Make) for one unit two shutters - typical

- 1.75mm long S.S. hinges with screws - 4nos.
- 2. S.S. brush finish Handle 100mm long 'D' type make - Hafele / EbcO. - 2nos.
- 3. Magnetic catcher of approved brand and quality (small)-2nos.
- 4. S.S. Locking eye - 1set.
- 5. 75x10mm alu. tower bolt - 2nos.

Note:

- 1. All dimensions are in mm.
- 2. All alu. fittings are of ISI make. unless otherwise mentioned.
- 3. All wood are free from knots & whites of first quality.
- 4. 1.5mm planning tolerance on each wrought face is permitted.
- 5. All sizes mentioned are to be rechecked at site
- 6. Plywood board material shall be of commercial grade / kitply or equivalent make.
- 7. All exposed teak wood beadings are to be polished with sheenlac french polishing to a satisfactory finish.
- 8. All aluminium sections are of anodised coated. (approved colour)
- 9. All glass items mentioned are of modi / approved equivalent make.
- 10. MDF OSL./BSL. Board material shall be of duratuff exterior grade or equivalent make.

*** PAYMENT WILL BE MADE SEPARATELY**

FOR TENDER PURPOSE ONLY

CHRISTIAN MEDICAL COLLEGE-VELLORE

MODIFICATIONS OF NEURO OFFICE BASEMENT & GROUND FLOOR FOR RADIOLOGY OFFICE IN CMC MAIN CAMPUS

JOINERY DETAILS

DATE:29-01-2024 DRG.NO:CMC/RAD/J-01

DRAWN: JANE CHECKED: D.G PLANNING ENGINEER: